

GOD'S BOOK

LEARNING OUTCOMES

Having completed this badge the Adventurers/Sunbeams will:

- be able to find a specific verse in the Bible;
- have memorised a selected passage of scripture;
- hear some Bible stories;
- locate the Ten Commandments and explain how they apply to us today.

BADGE REQUIREMENTS

1. Know the main parts of the Bible.
2. Know how to use the contents page in a Bible and find a specific verse.
3. Know where the Ten Commandments are found and how they are part of our lives.
4. Know at least one Bible story from each Testament.
5. Memorise selected Bible verses.
6. For **9-10s** only – present one Bible story.

There are no devotions provided for this badge because of the nature of the badge contents.

'scripture quotations are from the Contemporary English Version (CEV) © American Bible Society 1991, 1995.'

ADVENTURERS
SUNBEAMS

God's book



CATEGORY

Jesus and Me

TIME FRAME

Four - five
weeks

AIM

To introduce the Bible to Adventurers/Sunbeams as God's book and help them to read it for themselves.





Teaching ideas

Your group will probably include a mixture of members who are familiar with the Bible and those who will know nothing about it. Each member needs a Bible of their own in a modern version. Remember that all new members should be presented with a Bible or devotional book at the time of their enrolment.

We recommend: *Good News Bible (GNB)*; *New International Version (NIV)*; *Today's New International Version (TNIV)*; *Contemporary English Version (CEV)*.

Encourage the children to bring their own Bible to use for the various activities in this badge so that they become familiar it.

There is no need for the group to understand everything about the Bible. This badge is an introduction to the Bible so please keep to the context of the teaching material provided.



1. Know the main parts of the Bible.

This section will be best taught by a discovery and hands-on experience so every member needs a Bible to use (preferably their own).

The Bible is a book comprising many books – 66 books in total. It was written over a 400 year period by many different people. These included kings, poets, historians, fishermen and prophets (people who God chose to deliver His message). The Bible tells the story of God's love for all people.

The Bible has two main parts – the Old Testament and the New Testament.

Instruct members how to find the contents page at the beginning of their Bible. Give help where needed and be sure every member is ready before proceeding. Direct members to the two parts of the Bible.

Ask if anyone knows what is different about the two Testaments. (*The Old Testament tells the story of God and the people of Israel before Jesus came to Earth; the New Testament tells the story of Jesus and how we all can be God's people*).

Divide your group into two and have one group count the number of books in the Old Testament and the other group count the ones in the New Testament. (You might like to use the top section on **Handout 1**.)

(There are 39 books in the Old Testament and 27 in the New Testament which makes 66 altogether.)

Testament is another word for an agreement or covenant. The Old Testament is the agreement that God made a long time ago with Abraham. God promised to look after him and his descendants if they agreed to keep His Laws. But the people kept breaking their part of the agreement so God decided to make a new agreement. This new agreement is found in the New Testament.

Because the Bible is God's book we should treat it respectfully and try to learn some of the promises God made in the book because they are for us today just as much as they were for people long ago.

Teaching ideas



2. Know how to use the contents page in a Bible and find a specific verse.

Instruct members to use the contents page in their Bible to answer questions like these. You can change or add questions as you choose.

- Which comes first, Exodus or Isaiah?
- Which book follows Acts?
- What is the fourth book in the New Testament?
- What is the name of the book between Job and Proverbs?

Play a game that uses the contents page, e.g. create cards with the names of books on each (*one name per card*) and place them at one end of the room. Members place the cards in order by taking turns to find the next book in their contents page and placing the appropriate card accordingly. Variations include: as a team relay or as a group; using only one Testament; some cards could already be in order and members fill in the gaps.

Instruct members how to find particular books using the page number on the contents page. Note that some Bibles begin the New Testament from page one so they have two page one's and so on. Show that the New Testament starts about three-quarters of the way through the Bible. Instruct members to turn to the first page in various books of the Old and New Testaments, e.g. Esther, Micah, Titus, so members can see how the contents page helps them to find a book in the Bible. Explain that some books have a 'sequel'. Instruct member to find 1 Peter in the contents page. Then ask them to find the sequel to this book (*2 Peter*). Then ask them to find 3 other books that have a sequel. Ask members to find 1 John and think about what is different about it. (*It has 2 sequels.*) A number before the name of a book indicates there is more than one book with the same name.

Now show the members how to find a chapter. Instruct members to open their Bibles to the book of John. Ask them to locate the large numbers in bold writing on the first page. These are the chapter numbers. Ask members to turn to several chapters in the book of John to give them experience.

Then ask them to find John chapter 3. Ask them to locate the small numbers on the page. These are called verses; they show where each verse begins. Verses are not always whole sentences; they can be longer than one sentence; they can come part way in a sentence. Usually chapters don't have the same number of verses; they can have more or less verses.

Instruct members to find John chapter 3 verse 16. Ask one or two members to read the verse aloud. Show the group how to write the reference as John 3:16. The number after the name is **always** the chapter and after the colon is the number of the verse.

(If you have members who are familiar with the Bible they can work separately with another leader on **Handout 2** while you practise more references with the rest of the group.)

Use the following verses so members can practise the skills they have just learnt:

Exodus 20:15, Psalm 121:7, Luke 1:37, 1 Peter 5:7, Romans 8:32.



TEACHING
IDEAS



Teaching ideas



3. Know where the Ten Commandments are found and how they are part of our lives.

The Ten Commandments are God's rules that tell us how to worship Him and how to live with each other.

Instruct the members to find the Ten Commandments in Exodus 20:3 - 17. Read the commandments yourself or use volunteers to read each verse.

Copy and distribute **Handout 3** to every member. They will also need their Bible and a pen.

Have already displayed randomly around the room the statements on **Leader's Resource 1**. Members read each card and find the matching verse from Exodus 20 using their Bible. They write the verse number from the Bible alongside the commandment on their handout. The handout uses the CEV translation.

Answers for Handout 3:

1. Do not worship any god except me. (Verse 3)
2. Don't bow down and worship idols. (Verse 5)
3. Do not misuse my name. (Verse 7)
4. Remember that the Sabbath Day belongs to me. (Verse 8)
5. Respect your father and your mother. (Verse 12)
6. Do not murder. (Verse 13)
7. Be faithful in marriage. (Verse 14)
8. Do not steal. (Verse 15)
9. Do not tell lies about others. (Verse 16)
10. Do not want anything that belongs to someone else. (Verse 17)

Refer members to the handout and ask:

Who do the first four commandments talk about? (*God: This is because God wanted us to know how to worship him.*)

What do the next six commandments tell us? (*They tell us how to get on with each other.*)

The Ten Commandments are still important today because they are the basis for the laws of our land, especially the last six. People can go to gaol for breaking some of these rules. Ask members if they can think which ones might result in a gaol sentence. When people keep God's commandments then it is possible to live together peacefully and happily.

Teaching ideas



4. Know at least one Bible story from each Testament.

Leaders may choose any appropriate story for their group though some suggested stories are listed below. Stories may be read from a Bible story book, told by an adult, presented through film (e.g. *Veggietales*), drama or any media the leader chooses.

Following the story presentation leaders should ensure that members know something of the story. This could be done by questioning, drawing or re-telling the story or parts of the story and/or using **Handout 4**.

Abraham	Genesis 17:1 - 8
Miriam	Exodus 2:1 - 8
Gideon	Judges 6:11 - 14, 36 - 40
Samuel	1 Samuel 3:1 - 10
Jesus	Mark 8:1 - 9
Paul	Acts 16:22 - 33



5. Memorise selected Bible verses.

Members should read the three passages listed for their age group and choose one to memorise. Alternatively leaders may decide to choose one Bible passage from the lists below for each age group to memorise. Having selected a passage/s leaders may choose to play memorisation games to help members to learn the verses. In all cases a modern translation should be used.

7-8s	John 3:16 - 17 1 John 4:7 - 8 Matthew 22:37 - 39
9-10s	John 1:1 - 5 John 3:13 - 18 Psalm 23

Members need to demonstrate to the leader that they have memorised their verses.



6. For 9-10s only – present one Bible story.

Adventurers/Sunbeams aged 9-10 must also present a Bible story either to the whole group, a small group, Explorers/Moonbeams or a leader. They may choose a story and tell it in their own words. This could include a drama script that is performed for the group using other members, a filmed presentation, drawings or other graphics. The presentation should be about 3 minutes.



TEACHING
IDEAS

Leader's resource 1

Cut out the shapes and display these statements randomly around the room.

**1. God has
to be number 1
in our lives. Never
worship other
gods.**

**2. Never
make statues
or idols to
worship.**

**3. God's
name is holy.
Do not use it
as a swear
word.**

**4. The
Sabbath
Day (which
we recognise as
Sunday) is a day to
stop working and
think about
God and rest.**

**5. Treat your parents
with respect.**

Leader's resource 1 (contd)

Cut out the shapes and display these statements randomly around the room.

**6. We
do not have
the right to
kill any other
person.**

**7. Husbands and
wives should be
faithful to each
other.**

**8. We
must
not take
or keep
anything
that is
not our
own.**

**9. We
must not tell lies
about other people
so they get into
trouble.**

**10. We must not be jealous of other
people's belongings and want them
for ourselves.**

HANDOUT 1

Adventurers/sunbeams

The Bible took over _____ years to be written.

There are _____ main parts.

The _____ Testament was written before Jesus came. It has _____ books.

The _____ Testament tells us how God sent Jesus to earth, so He could make a new agreement with us. It has _____ books.

Altogether there are _____ books in the whole Bible.

Can you put these stepping stones in the right order to tell you what God's word the Bible does.

for my
path.

is a
lamp

and a
light

to guide
me

Your
Word

Psalms
119:105

Write it here:

E	O	B	T	U	U	F	W
M	B	O	Y	L	S	E	O
W	G	O	D	'S	I	M	R
O	S	K	T	R	O	O	D
R	M	V	H	O	T	S	S
I	D	S	E	L	A	J	E
N	W	R	I	T	T	E	N
N	A	H	H	I	S	P	O

Find this sentence in the word search.

God's words to us are written in His book.

HANDOUT 2


Adventurers/Sunbeams

Finding books of the Bible

1. The book of Ruth is in the Old/New Testament.

In my Bible it is on page _____ .

Find and read Genesis 6:17 - 22 either draw a picture or write one or two sentences about it.



2. The book following Acts is _____ .

It is in the Old/New Testament on page _____ in my Bible.

From reading the verse, I know that _____ wrote this book.

3. What is the first book in the Old Testament that begins with a P?

P _____ .

It starts on page _____ in my Bible.

4. Look at the list of books in the New Testament and see if you can find a name which occurs four times. What book is it? _____

Peter's books are found towards the end of the _____ Testament.

HANDOUT 3

Adventurers/Sunbeams

The Ten Commandments Exodus 20:3 - 17 CEV



1. Do not worship any god except me. Verse _____

2. Don't bow down and worship idols. Verse _____

3. Do not misuse my name. Verse _____

4. Remember that the Sabbath Day belongs to me. Verse _____

5. Respect your father and your mother. Verse _____

6. Do not murder. Verse _____

7. Be faithful in marriage. Verse _____

8. Do not steal. Verse _____


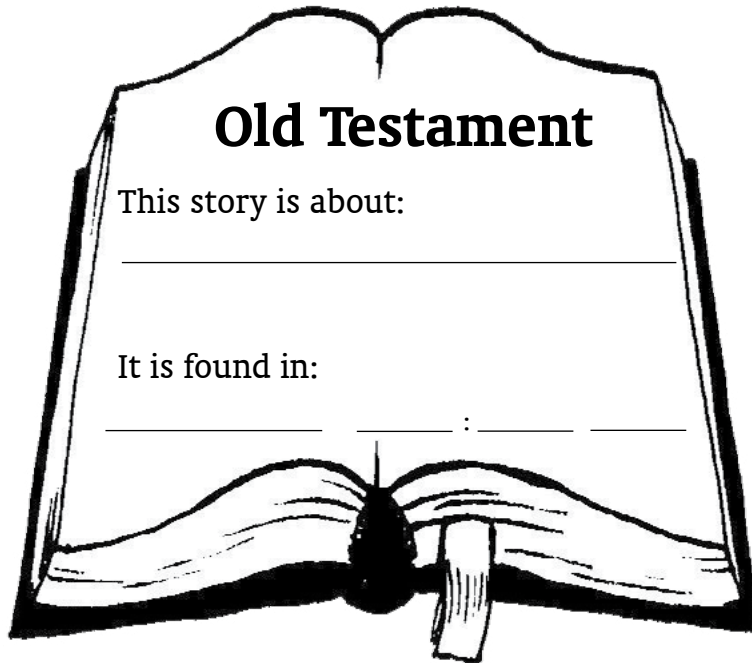
9. Do not tell lies about others. Verse _____

10. Do not want anything that belongs to someone else. Verse _____

HANDOUT 4

Adventurers/sunbeams

A Bible story I liked:


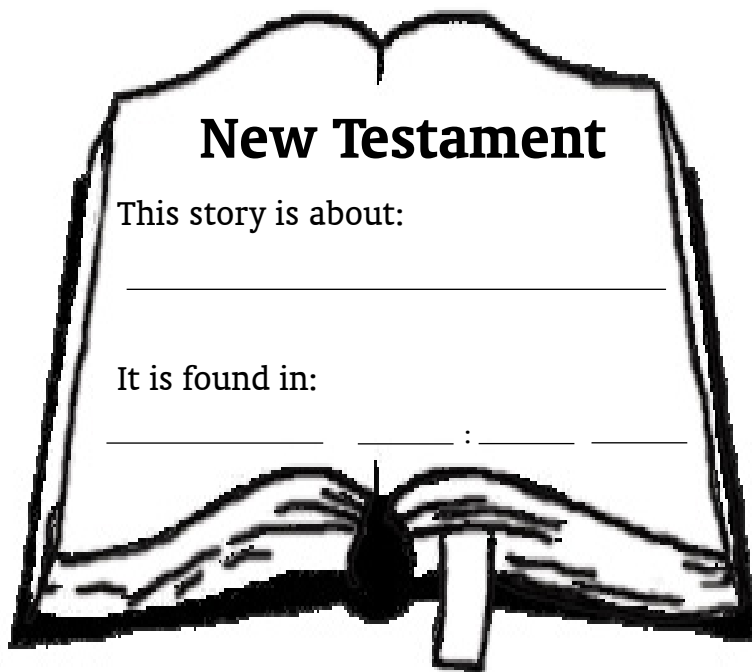


Draw a picture or write something about this story from the Old Testament.

HANDOUT 4 (contd.)

Adventurers/Sunbeams

A Bible story I liked:



Draw a picture or write something about this story from the New Testament.